

Reminisce

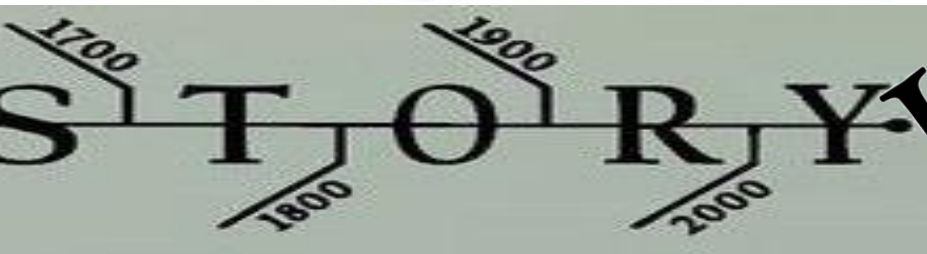
10 Magazine

Covers

Artwork

Historyextra

History Magazine



HERITAGE

(c) 2017 MrE's History Emporium



Teacher Notes

As a long-time middle school history teacher I have always been looking for something that will make facts/stories get burned into my kids noggins and as also an art teacher, I created a few new and interesting ways to get my kids to 'think' for a change, to tell me THEIR story in a slightly different way. Here is an END-OF-YEAR, MIDDLE-OF-THE-YEAR, WHENEVER-TIME way to get them to re-dreg up what they have learned throughout the year, chapter, unit and make them relate to them as distinct items and in distinct eras.

My magazines covers lets students create other historical figures or landmarks or ERAs generally not in the text BUT SHOULD MIGHT BE. It may be about Jean Lafitte's brother, or one of Huey Long's sisters, or may Andrew Jackson's wife; George Washington's officers, King Tut's reign, but these covers ask students to tell me what they learned this year and draw it here on these **HISTORY** covers.

These magazine covers are just another way to get students talking, thinking, and letting you know just how much they have learned throughout this book/chapter/lesson/unit.

Enjoy these. Have fun. Be creative. And just let go for it once in the school year.

MrE


Name _____ Date _____

Magazine Cover Artwork

Directions: In the magazine cover space below, draw what you learned from this chapter/unit/book (man, woman, wife, husband, children, events, things) that you learned/remember from what was/wasn't mentioned or talked about. This is YOUR story. First, draw lightly in pencil, color in pencil colors, and finish in black ink.



Reminisce
The Magazine That Brings Back the Good Times




Name _____ Date _____

Magazine Cover Artwork

Directions: In the magazine cover space below, draw what you learned from this chapter/unit/book (man, woman, wife, husband, children, events, things) that you learned/remember from what was/wasn't mentioned or talked about. This is YOUR story. First, draw lightly in pencil, color in pencil colors, and finish in black ink.



History Magazine





Name _____ Date _____

Magazine Cover Artwork

Directions: In the magazine cover space below, draw what you learned from this chapter/unit/book (man, woman, wife, husband, children, events, things) that you learned/remember from what was/wasn't mentioned or talked about. This is YOUR story. First, draw lightly in pencil, color in pencil colors, and finish in black ink.

History **extra**




Name _____ Date _____

Magazine Cover Artwork

Directions: In the magazine cover space below, draw what you learned from this chapter/unit/book (man, woman, wife, husband, children, events, things) that you learned/remember from what was/wasn't mentioned or talked about. This is YOUR story. First, draw lightly in pencil, color in pencil colors, and finish in black ink.




HERITAGE®



Name _____ Date _____

Magazine Cover Artwork


Directions: In the magazine cover space below, draw what you learned from this chapter/unit/book (man, woman, wife, husband, children, events, things) that you learned/remember from what was/wasn't mentioned or talked about. This is YOUR story. First, draw lightly in pencil, color in pencil colors, and finish in black ink.




Name _____ Date _____

Magazine Cover Artwork

Directions: In the magazine cover space below, draw what you learned from this chapter/unit/book (man, woman, wife, husband, children, events, things) that you learned/remember from what was/wasn't mentioned or talked about. This is YOUR story. First, draw lightly in pencil, color in pencil colors, and finish in black ink.





HUMAN LEGACY



Name _____ Date _____

Magazine Cover Artwork


Directions: In the magazine cover space below, draw what you learned from this chapter/unit/book (man, woman, wife, husband, children, events, things) that you learned/remember from what was/wasn't mentioned or talked about. This is YOUR story. First, draw lightly in pencil, color in pencil colors, and finish in black ink.




Name _____ Date _____

Magazine Cover Artwork

Directions: In the magazine cover space below, draw what you learned from this chapter/unit/book (man, woman, wife, husband, children, events, things) that you learned/remember from what was/wasn't mentioned or talked about. This is YOUR story. First, draw lightly in pencil, color in pencil colors, and finish in black ink.




TIME FOR KIDS




Name _____ Date _____

Magazine Cover Artwork

Directions: In the magazine cover space below, draw what you learned from this chapter/unit/book (man, woman, wife, husband, children, events, things) that you learned/remember from what was/wasn't mentioned or talked about. This is YOUR story. First, draw lightly in pencil, color in pencil colors, and finish in black ink.




EDUCATION WORLD



Name _____ Date _____

Magazine Cover Artwork

Directions: In the magazine cover space below, draw what you learned from this chapter/unit/book (man, woman, wife, husband, children, events, things) that you learned/remember from what was/wasn't mentioned or talked about. This is YOUR story. First, draw lightly in pencil, color in pencil colors, and finish in black ink.



World Education



MrE's HISTORY EMPORIUM

Classroom items like you've never seen before

This download (*free or purchased*) is for your personal use in your classroom or home. Please do not share my files with others without my consent. Instead, send them to my store.

www.teacherspayteachers.com/Store/Mres-History-Emporium

I try to make sure all of my products are error free. However, if you find an error in my products, please email me. I'll correct the error and send you a new file immediately.

You may not share this product.

You may not alter the items in this download and claim them as your own.
You may not resell or share the items in this download with anyone.
You may not use the contents of this download to create anything for commercial purposes or for commercial use products.

Thank you for choosing one of my products.



© 2017 [MrE's-History-Emporium](http://www.teacherspayteachers.com/Store/Mres-History-Emporium)

