

# Roses are Red Crawfish Are Too



## June

© 2017 **Mr E's History Emporium**



There is always something new when you shop at **MrE's History Emporium**. There are single day assignments, chapter assignments, history month assignments. You can find World history items, American history items, Louisiana history items (my long-time favorite) and high school U.S. States history items.

As a Louisiana history teacher I have traveled to the Rose center in north Louisiana.

My store is NEVER closed and I'm always running sales monthly adding new links depending on the events that are "currently" happening around my own state or region or section of the country. I always have customers milling around my store purchasing items they think their own students might enjoy.


I recently completed a new set of **history month and parish** projects which covers everything from state symbols to state history to Juneteenth to Women's to Hispanic-Heritage history to Catfish month to Asian-Pacific history to Jazz history to Confederate/military to Native American to Made in Louisiana month plus others. They are all CHEAP but might give your class something else to work towards either for Extra Credit or a full fill-in grade. They are all interesting. Check them out for your students.

These assignments ask students to read do artwork, pull information that they may not have known or thought about and write in down (which helps them remember) and long term helps them understand why we study history – which most test tend to ignore. Part of my desire to create art projects is the fact that I have an Art degree along with my History degree and Journalism degree and a Tech degree.

There are several ways to get students to research these items in Louisiana or U.S./World things in your textbook (*which most of them don't have any or make very little mention of them, there are ones for food, creatures, ethnic groups, music, sports, state symbols, , games, etc. but the book does not generally cover very many*), so see the librarian, or do a google places/people/items to begin their research for them staying with mainly **edu.** sites or state run sites such as:

[https://www.tripadvisor.com/Attraction\\_Review-g40424-d665769-Reviews-Gardens\\_of\\_the\\_American\\_Rose\\_Center-Shreveport\\_Louisiana.html](https://www.tripadvisor.com/Attraction_Review-g40424-d665769-Reviews-Gardens_of_the_American_Rose_Center-Shreveport_Louisiana.html) and/or <http://www.rose.org/our-gardens/gardens-of-the-american-rose-center/> and/or <http://www.shreveporttimes.com/story/entertainment/2015/02/24/american-rose-center-offers-gardens/23900179/> .

There are items like a simple magazine cover artwork, a USPS stamp artwork assignment, a USPS postcard assignment, trading cards, an ABC sheet, a book/library research sheet and others.





Name \_\_\_\_\_ Date \_\_\_\_\_

# Magazine Cover Artwork

**Directions:** In the magazine cover space below, draw what you learned from this *Rose* month that you learned/remember from what was/wasn't mentioned or talked about. This is YOUR story. First, draw lightly in pencil, color in pencil colors, and finish in black ink.



Rose  
MAGAZINE



Name \_\_\_\_\_ Date \_\_\_\_\_

# Louisiana's Own Rose Month Note Sheet

**DIRECTIONS:** Create an informational sketch of Louisiana's Rose Month you would want to know more about. Take notes on the sheet below. Use textbook, library books, google searches, websites such as <http://www.louisianatravel.com/la-homes-gardens/american-rose-center-gardens>

Louisiana Rose Month event(s):

---

---

---

---

---

---

---

Festivals/celebrations for Louisiana Rose Month:

---

---

---

---

---

---

---

---

---

---

---

---

---

---

---

---

---

Promoting Louisiana Rose Month:

---

---

---

---

---

---

---

Name: \_\_\_\_\_ Date: \_\_\_\_\_

# Louisiana's Rose Month Acrostic Poem

**DIRECTIONS:** Acrostic poems are fun and easy to write. An acrostic is formed when the first letter in each line spells out a thought, reading top to bottom. The message could be a single word or even a whole sentence. Louisiana Rose Month honors those items that make our state special. For this acrostic poem, think of a word that starts with each of the letters in "American Roses" then write it on the line next to that letter.

**A** is for \_\_\_\_\_

**M** is for \_\_\_\_\_

**E** is for \_\_\_\_\_

**R** is for \_\_\_\_\_

**I** is for \_\_\_\_\_

**C** is for \_\_\_\_\_

**A** is for \_\_\_\_\_

**N** is for \_\_\_\_\_

**R** is for \_\_\_\_\_

**O** is for \_\_\_\_\_

**S** is for \_\_\_\_\_

**E** is for \_\_\_\_\_

**S** is for \_\_\_\_\_

Name: \_\_\_\_\_ Date: \_\_\_\_\_

# Louisiana's Rose Month of ABCs

**DIRECTIONS:** Come up with one Rose related word or term for each of the letters listed below.

**A** \_\_\_\_\_

**B** \_\_\_\_\_

**C** \_\_\_\_\_

**D** \_\_\_\_\_

**E** \_\_\_\_\_

**F** \_\_\_\_\_

**G** \_\_\_\_\_

**H** \_\_\_\_\_

**I** \_\_\_\_\_

**J** \_\_\_\_\_

**K** \_\_\_\_\_

**L** \_\_\_\_\_

**M** \_\_\_\_\_

**N** \_\_\_\_\_

**O** \_\_\_\_\_

**P** \_\_\_\_\_

**Q** \_\_\_\_\_

**R** \_\_\_\_\_

**S** \_\_\_\_\_

**T** \_\_\_\_\_

**U** \_\_\_\_\_

**V** \_\_\_\_\_

**W** \_\_\_\_\_

**X** \_\_\_\_\_


**Y** \_\_\_\_\_

**Z** \_\_\_\_\_

Name \_\_\_\_\_ Date \_\_\_\_\_

## Louisiana's Own Rose Month USPS *Stamp*

**DIRECTIONS:** *How would you feature your selected Louisiana Rose item/artwork on a new USPS stamp this year?  
Draw in pencil and lightly color in pencil colors to complete assignment.*



Name \_\_\_\_\_ Date \_\_\_\_\_

# Louisiana's Own Rose Month trading cards

**DIRECTIONS:** Color your own Rose style trading cards (similar to baseball cards). Draw in pencil and lightly color in pencil colors to complete assignment.

Sketch of rose	Name: _____ _____
	Location (s): _____
Information: _____ _____ _____ _____ _____	

Name: _____ _____	Sketch of rose
Location(s): _____	
Information: _____ _____ _____ _____ _____	

Sketch of a rose	Name: _____ _____
	Location (s): _____
Information: _____ _____ _____ _____ _____	

Name: _____ _____	Sketch of a rose
Location (s): _____	
Information: _____ _____ _____ _____ _____	



Name \_\_\_\_\_ Date \_\_\_\_\_

## Louisiana's Rose Center Month *USPS Postcard*

**DIRECTIONS:** Draw your state postcard to promote the Rose and/or rose center & give a BRIEF story on one side for your message, the other for your artwork. Draw in pencil and lightly color in pencil colors to complete assignment.


Place Stamp Here

---

---

---

---

--

# MRE'S HISTORY EMPORIUM

*Classroom items like you've never seen before*

This download (*free or purchased*) is for your personal use in your classroom or home. Please do not share my files with others without my consent. Instead, send them to my store.

[www.teacherspayteachers.com/Store/Mres-History-Emporium](http://www.teacherspayteachers.com/Store/Mres-History-Emporium)

I try to make sure all of my products are error free. However, if you find an error in my products, please email me. I'll correct the error and send you a new file immediately.

You may not share this product.

You may not alter the items in this download and claim them as your own.  
You may not resell or share the items in this download with anyone.  
You may not use the contents of this download to create anything for commercial purposes or for commercial use products.

Thank you for choosing one of my products.

© 2017 **MrE's-History-Emporium**

